



AŽUOLAS

FANERUOTŲ PLOKŠČIŲ KOLEKCIJA

azuolofaneruote.lt

13 VENEERS OF THE OAK COLLECTION

No. 1 Basic Oak



No. 2 Quarter Cut Oak




No. 3 Rift Oak




No. 4 Crown Cut Oak



No. 5 Luxe B



No. 6 Elegant Oak




No. 7 Rough Cut Oak




No. 8 Antique Oak




No. 9 Smoked Oak



No. 10 Vulkan Oak



No. 11 Natural Pattern



No. 12 Knotty Oak



No. 13 Wild Oak




ATTENTION!

Wood veneer is a product of the nature. This is the reason why the board you receive will never be identical to the one in picture.

Certain variations are possible, the spectrum of which depends on the type of veneer and it's quality.

Therefore, before ordering a panel of natural wood veneer, we invite you to explain your desired specifications to the sales manager in as much detail as possible, in order to select the board that meets your expectations!



BASIC OAK

SLICING – QUARTER CUT.
MATCHING – BOOKMATCHED.
TOP VENEER QUALITY – BASIC.
VENEER THICKNESS – 0,6 MM.

PRICE GROUP



In quarter cut flakes may occur. Flake is the typical figurine of wood when the pithrays are cut across, i.e. at an angle of 180 degrees when slicing.

Basic veneer quality determines that:


- Bigger and more knots might appear on a board.
- Uneven coloration.
- Mineral streaks (dark patches and pockets in wood) might appear.
- More flakes than in other quality grades.
- Areas of use - shelves, furniture corpus.
- No uniformity between different boards of one batch.

THE EDGES WE RECOMEND:

- **OAK VENEER 22 X 0,6/1,6 MM.**



*** IN THE PHOTO YOU CAN SEE THE WHOLE VENEERED BOARD.**



QUARTER CUT OAK

**SLICING – QUARTER CUT.
MATCHING – BOOKMATCHED.
TOP VENEER QUALITY – PLUS.
VENEER THICKNESS – 0,6 MM.**

PRICE GROUP



Veneer No. 2 stands out with straight grain.

Because of the top veneer quality plus, you shouldn't expect uniformity between different boards. Also, there can be some variations of colours on the same board.

Although this board isn't of the highest quality it still has nice plain and not too variegated pattern.


- Suitable for facade parts of furniture.

THE EDGES WE RECOMMEND:

- OAK VENEER 22 X 0,6/1,6 MM.



*** IN THE PHOTO YOU CAN SEE THE WHOLE VENEERED BOARD.**



RIFT OAK

SLICING – RIFT CUT.

MATCHING – BOOKMATCHED.

TOP VENEER QUALITY – SELECTED.

VENEER THICKNESS – 0,6 MM.

PRICE GROUP




The cutting technique used for producing this veneer is rift cut. This technique results in tight and even grain pattern.

Other characteristics of this veneer:


- Lovely and well defined oak pattern.
- Clear and solid color.
- Perfectly fine for decorative use.
- Uniformity between boards of the same pallet.
- The production uses flawless and intact logs with an eye-catching design and structure.

THE EDGES WE RECOMMEND:

- **OAK VENEER 22 X 0,6/1,6 MM.**



*** IN THE PHOTO YOU CAN SEE THE WHOLE VENEERED BOARD.**



CROWN CUT OAK

SLICING – CROWN CUT.
MATCHING – BOOKMATCHED.
TOP VENEER QUALITY – SELECTED.
VENEER THICKNESS – 0,6 MM.

PRICE GROUP



Decorative and luxurious appearance veneer.
Slicing technique crown cut makes a veneer with a central area of strong figurative grain and a more linear effect on each edge.


Because of crown cut there should be very little to no flakes.

Pattern is well expressed with hard lines.
The beauty of this oak veneer is revealed when a relatively large area is covered. Then the decorative ornamentation that is typical to oak appears.

THE EDGES WE RECOMMEND:
• **OAK VENEER 22 X 0,6/1,6 MM.**



*** IN THE PHOTO YOU CAN SEE THE WHOLE VENEERED BOARD.**



LUXE B

**VENEER THICKNESS – 0,6 MM.
RECONSTITUTED VENEER**

PRICE GROUP



Reconstituted veneer is a man-made natural wood veneer.


Nr. 5 Luxe B is a good choice for those who prefer uniformity and exclusive quality. All veneers are made by the same technology. This is the reason why the pattern does not have any knots, mineral streaks or other characteristics of wood which some times are avoided.

It is an environmentally friendly alternative to common wood veneer. Reconstituted wood veneer is created with consistency using real wood from natural, renewable sources. It mimics oak veneer and is free from natural defects. This veneer is the perfect solution for the eco-friendly consumer.

THE EDGES WE RECOMEND:

- **OAK VENEER 22 X 0,6/1,6 MM.**

*** IN THE PHOTO YOU CAN SEE THE WHOLE
VENEERED BOARD.**



ELEGANT OAK

**SLICING — QUARTER AND HALF QUARTER CUT
MATCHING - ELEGANT (RANDOM MATCHING).
TOP VENEER QUALITY - PLUS.
VENEER THICKNESS - 0,6 MM.**

PRICE GROUP



Veneer is made by matching and gluing many quarter and half quarter cut veneer pieces.
The main goal is to glue pieces in not consistent way, yet still create attractive pattern.

THE EDGES WE RECOMMEND:


- OAK VENEER 22 X 0,6/1,6 MM.

ELEGANT (RANDOM MATCHING)

Quarter cut veneers are deliberately mixed, but overall maintain consistent grain and colour.



*** IN THE PHOTO YOU CAN SEE THE WHOLE
VENEERED BOARD.**



ROUGH CUT OAK

**SLICING – QUARTER AND HALF QUARTER CUT.
MATCHING – BOOKMATCHING.
TOP VENEER QUALITY – PLUS.
VENEER THICKNESS – 0,6 MM.**

PRICE GROUP





Veneered board with a rough cut surface.

Rough cut surface resembles boards straight from the saw-mill. The wood's naked structure is visible and palable on the refined surface. Ideal for customised processing. Ideal for making one's mark. Abrasive webs, sponges and brushes leave traces, strengthen the structure and emphasise the character of the wood.

THE EDGES WE RECOMEND:

- **OAK VENEER 22 X 0,6/1,6 MM.**





ANTIQUE OAK

SLICING – QUARTER AND HALF QUARTER CUT.
MATCHING – NATURAL (RANDOM MATCHING).
TOP VENEER QUALITY - PLUS.
VENEER THICKNESS – 0,9 MM.

PRICE GROUP



The Oak Antique wood veneer looks vibrant, natural and dignified. Intergrowth, knots, medullary rays and cracks all play their part in the overall appearance. All these figures make the Oak Antique unique.

The dark color of this oak veneer is reached by processing it with hot steam.

This exclusive veneer No 8 can play a big role in creating exceptional designs.


Attention! Open defects as knotholes and cracks are filled with black glue to achieve aesthetic colouring with depth effect. Unfortunately, black glue can affect veneer color while processing it.

THE EDGES WE RECOMEND:

- **SMOKED OAK VENEER 26 X 1 MM.**



*** IN THE PHOTO YOU CAN SEE THE WHOLE VENEERED BOARD.**



SMOKED OAK

SLICING – QUARTER AND HALF QUARTER CUT.

MATCHING – NATURAL (RANDOM MATCHING).

TOP VENEER QUALITY – PLUS.

SURFACE – BRUSHED.

VENEER THICKNESS – 0,6 MM.

PRICE GROUP




This natural oak veneer stands out with its bronze color. This effect occurs by processing veneer with special chemical substances. The result is a more vivid and natural color than it could be produced by using stain. Because of its color, oak can resemble some more exotic wood species. Particularly warm undertone oak will give coziness and comfort feeling to interior.


Leaves of veneer are positioned as if randomly stacked, board by board - deliberately unmatched to bring out the color and grain. Random matching creates the appearance of solid wood with a casual feel.

THE EDGES WE RECOMEND:

- SMOKED OAK VENEER 26 X 1 MM.



* IN THE PHOTO YOU CAN SEE THE WHOLE VENEERED BOARD.



VULCAN OAK

SLICING – QUARTER AND HALF QUARTER CUT.
MATCHING – NATURAL (RANDOM MATCHING).
TOP VENEER QUALITY – PLUS.
SURFACE – BRUSHED.
VENEER THICKNESS – 0,6 MM.

PRICE GROUP



By chemically processing veneer, dark chocolate color is produced. The final effect of veneer is a vivid dark color, though it still looks more natural than it would be possible by using stain.


Pattern is a mix of straight and curved as “V” letter form lines. Brushed surface gives veneer more natural look and feeling.

Attention! Open defects as knotholes and cracks are filled with black glue to achieve aesthetic colouring with depth effect. Unfortunately black glue can affect veneer color while processing it.

THE EDGES WE RECOMEND:

- **SMOKED OAK VENEER 26 X 1 MM.**

*** IN THE PHOTO YOU CAN SEE THE WHOLE VENEERED BOARD.**



NATURAL PATTERN OAK

**SLICING – QUARTER AND HALF QUARTER CUT.
MATCHING – NATURAL (RANDOM MATCHING).
TOP VENEER QUALITY – PLUS.
VENEER THICKNESS – 0,6 MM.**

PRICE GROUP



Oak No. 11 is matched by using quarter and crown cut veneer strips. Therefore, you might see straight and “V” form resembling lines. Surface of veneer is plain and color is natural.

THE EDGES WE RECOMEND:


- OAK VENEER 22 X 0,6/1,6 MM.

NATURAL (RANDOM) MATCHING

This is a combination of quarter and crown cut veneers. Looking at the whole board you can notice that grain pattern and colour is consistent.



*** IN THE PHOTO YOU CAN SEE THE WHOLE VENEERED BOARD.**



12 KNOTTY OAK

SLICING – QUARTER AND HALF QUARTER CUT.
MATCHING – NATURAL (RANDOM MATCHING).
TOP VENEER QUALITY – PLUS.
VENEER THICKNESS – 0,6 MM.

PRICE GROUP



This is a knotty oak veneer with overall natural look. For this, oak veneer strips with the most flattering knots are chosen and glued.

The result is oak veneer with natural variegated look.


Attention! Open defects as knotholes and cracks are filled with black glue to achieve aesthetic colouring with depth effect. Unfortunately black glue can affect veneer color while processing it.

THE EDGES WE RECOMEND:

- OAK VENEER 22 X 0,6/1,6 MM.



*** IN THE PHOTO YOU CAN SEE THE WHOLE VENEERED BOARD.**



WILD OAK

**SLICING – QUARTER AND HALF QUARTER CUT.
MATCHING – NATURAL (RANDOM MATCHING).
TOP VENEER QUALITY – PLUS.
VENEER THICKNESS – 0,9 MM.**

PRICE GROUP



No 13 Oak Rustic sets the focus on the wood's striking features - making it the ideal wood veneer for natural and rustic interiors.

Wood features such as intergrowths, medullary rays, sound knots, knotholes, cracks are visible on this type of veneer. Although all these features are spread on board evenly. Final look is rustic and rough oak. Thicker veneer (0,9 mm) ensures processing quality.

Attention! Open defects as knotholes and cracks are filled with black glue to achieve aesthetic colouring with depth effect. Unfortunately black glue can affect veneer color while processing it.

THE EDGES WE RECOMEND:

- OAK VENEER 22 X 0,6/1,6 MM.



*** IN THE PHOTO YOU CAN SEE THE WHOLE VENEERED BOARD.**



VEENERED BOARDS AVAILABLE EX STOCK

If you do not find right format, substrate or quality choice do not hesitate to ask for it from our sales manager. Veneered boards available ex stock is just small range of products that we can offer.



AVAILABLE EX STOCK

FUMAKO - consists of a solid oak wood board with veneer application.

NAME	SUBSTRATE		
	FORMATAS	MDP	MDF
No. 1 Basic Oak	2440 x 1220 x 4 mm.		
	2800 x 2070 x 4 mm.		
	2800 x 2070 x 9 mm.		
	2800 x 2070 x 16 mm.		
	2500 x 1240 x 19 mm.		
	2800 x 2070 x 19 mm.		
	2800 x 2070 x 26 mm.		
	2800 x 2070 x 39 mm.		

NAME	SUBSTRATE		
	2800 X 2070 X 19 MM.		300 X 1250 MM.
	MDP	MDF	FUMAKO
No. 2 Quarter Cut Oak			
No. 3 Rift Oak			
No. 4 Crown Cut Oak			
No. 5 Luxe B			
No. 6 Elegant Oak			
No. 7 Rough Cut Oak			
No. 8 Antique Oak			
No. 9 Smoked Oak			
No. 10 Vulcan Oak			
No. 11 Natural Pattern Oak			
No. 12 Knotty Oak			
No. 13 Wild Oak			

CONTACT INFO

UAB “S.K.S”

CUSTOMER SERVICE CENTER

VILNIUS:

Geologų str. 11,
I-IV 08.00-17.00, V 08.00-16.00
8 687 19 334 ;
uzsakymai.vilnius@sks-uab.lt

SALES REPRESENTATIVE:

Saulius Keina
saulius@sks-uab.lt
+370 698 730 52

**MORE INFORMATION ABOUT
COLLECTION OAK -
AZUOLOFANERUOTE.LT/EN**



INSTAGRAM.COM/AZUOLOFANERUOTE.LT

HOW TO CHOOSE WOOD VENEER?



AŽUOLAS

FANERUOTŲ PLOKŠČIŲ KOLEKCIJA

● ● ● HOW TO CHOOSE WOOD VENEER?



CHOOSING BETWEEN COMMON AND THE RECONSTITUTED WOOD VENEER

The common wood veneer - a thin sheet of wood cut from a log.

On the other side there is a reconstituted wood veneer. This type of veneer is a man-made wood veneer. It is an environmentally friendly alternative to expensive, rare and exotic wood species. Reconstituted wood veneer is created with consistency using real wood from natural, renewable sources. It mimics your favorite wood veneer species and is free from natural defects. This veneer is the perfect solution for the eco-friendly consumer.

The example of reconstituted veneer in the collection is No. 5 Luxe B.



CHOOSING SLICING TECHNIQUE

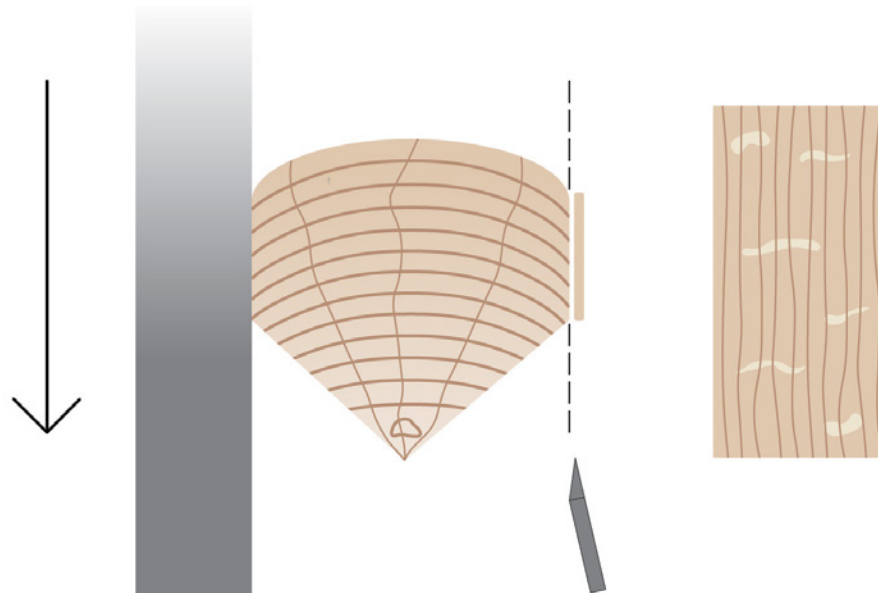
The way log is sliced or peeled determines the grain pattern in a sheet.

Crown cut, quarter cut and rift cut are the three most common slicing techniques.



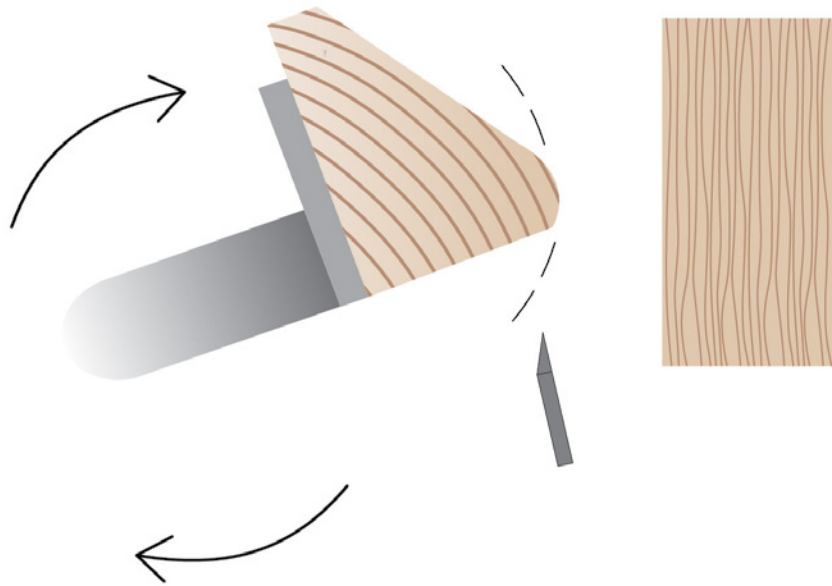
QUARTER CUT

The log is cut in quarters, and each flitch is sliced straight, approximately at right angle to the growth rings. This generally produces a veneer with a relatively uniform linear vertical grain.



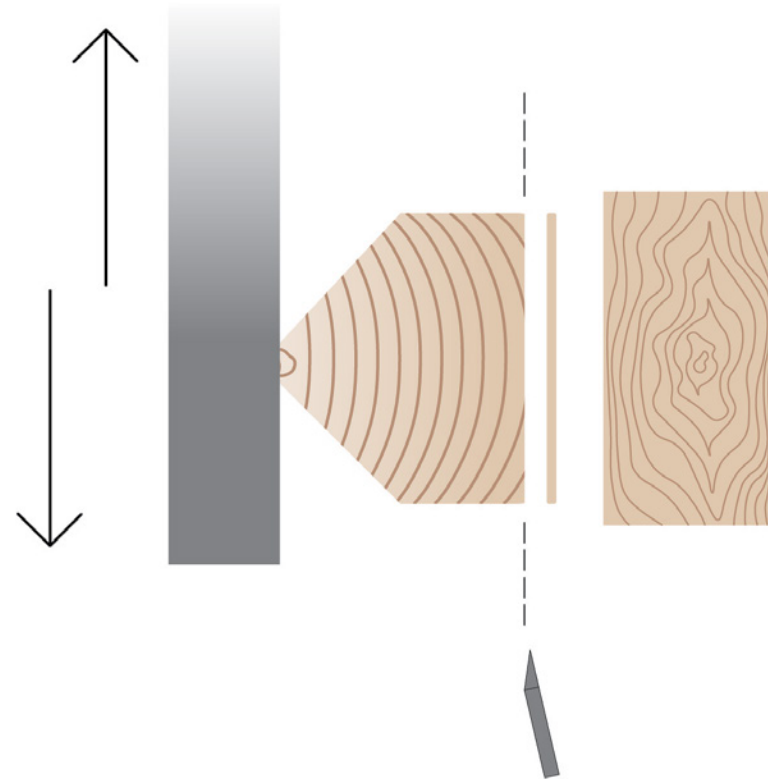
• • •
RIFTCUT

This technique is used mainly for oak species, which have medullary rays radiating from the centre of the log like the spokes of a wheel. The log is cut in a quarter and then mounted on a lathe, taking curved slices slightly across the medullary rays. This accentuates the vertical grain and minimises the flake figures of the rays.



• • •
CROWN CUT

The log is cut in half, and the half log or flitch is then sliced straight across, parallel to a line through the centre of the log and tangential to the growth rings. This generally produces a veneer with a central area of strong figurative grain and a more linear affect at each edge.





CHOOSING MATCHING TECHNIQUE

Once cut, veneer leaves are selected and matched as required. Each leaf is slightly different, but related to adjacent leaves, so that different forms of matching can be achieved. The gradual change of grain through the log gives veneers their special quality of subtle variations.

In this collection you can find two different veneer matching techniques. These are book matching and random matching.



BOOK MATCHING

This traditional method of matching is achieved by taking successive leaves of veneer and reversing alternate leaves to bring corresponding opposite edges together in a mirrored effect. This produces a symmetrical balanced pattern of grain and figure.




● ● ●
RANDOM MATCHING

Veneers of the same species, but not necessarily from the same log, are deliberately mixed to produce an overall random grain effect. Our collection contains two types of random matching techniques.

ELEGANT (RANDOM MATCHING)

Quarter cut veneers are deliberately mixed but overall maintains consistent grain and colour.



NATURAL (RANDOM MATCHING)

This is a combination of quarter and crown cut veneers. Looking at the whole board you can notice that grain pattern and colour is consistent.






CHOOSING VENEER QUALITY

Wood veneer quality largely depends on consistency. Consistency in veneer could be described as repetitive grain pattern in the same veneered board. In high quality veneers there can be continuity and similarity between same batch veneered boards.

When evaluating quality, distinguishing characteristics of chosen veneer should be taken into consideration. For example, open knots do not appear on high quality No. 3 Oak rift veneer but contradictory on purposely aged veneer No. 8 Oak Antique this characteristic is expected and welcomed. The collection "Oak" has three levels of quality.

● ● ● BASIC QUALITY


In this quality veneer, bigger and more typical wood characteristics are allowed as well as discoloration. Advantage of this quality is the lower price.



No.1 Basic Oak - basic quality

● ● ● PLUS QUALITY


In the most situations, this quality is more than enough. This quality is similar to the select quality, but there are more variations in color, there might be more knots or other typical characteristics of the wood, depending on the type of wood used.



No.2 Quarter Cut Oak - plus quality

● ● ● SELECTED QUALITY

This is the highest quality veneer. The texture and color of oak are best expressed in this quality. No matter which type of oak will be selected, this quality ensures that veneer will have the lowest count of variance, inequalities. Between different boards, color and grain pattern could be continuous. The lowest number of small defects are allowed in comparison to other qualities.



No. 3 Rift Oak - selected quality



CHOOSING SURFACE STRUCTURE

Giving veneered panel the structure is a new trend.
Structures are divided into two groups depending on the direction of drawing.

• • •
BRUSHED

The veneer is scratched along the grain pattern.



• • •
ROUGH CUT

The veneer is scratched across the grain pattern.





ABOUT “S.K.S”



Our story began in 1990. During this time, we gained invaluable experience, so we can guarantee a high products and service quality. Our main task is selling products for furniture makers.

Our partners are leading Europe manufacturers, who specialize in producing tools and materials for furniture production.